

Short communication

First Mesozoic amphipod crustacean from the Lower Cretaceous of SE England

Edmund A. Jarzembowski^{a, b, *}, Cédric Chény^{a, c}, Yan Fang^a, Bo Wang^a^a State Key Laboratory of Palaeobiology and Stratigraphy, Nanjing Institute of Geology and Palaeontology, Center for Excellence in Life and Palaeoenvironment, Chinese Academy of Sciences, Nanjing, 210008, China^b Department of Earth Sciences, Natural History Museum, Cromwell Road, London, SW7 5BD, UK^c Géosciences Rennes, UMR 6118, CNRS, Université de Rennes, Rennes, 3500, France

ARTICLE INFO

Article history:

Received 14 December 2019

Received in revised form

8 February 2020

Accepted in revised form 18 February 2020

Available online 24 February 2020

Keywords:

Amphipod

Earliest

Gammaroid

Wealden

New taxa

Palaeoenvironment

ABSTRACT

Long predicted but not found, a Mesozoic amphipod is finally reported from the lower Weald Clay Formation (late Hauterivian) of the County of Surrey in Southeast England, UK. Occurring in non-marine Wealden deposits, and sideswimmer-like, this lilliputian is referred to a new senticaudatan collective group and named *Gammaroidorum vonki* gen. et sp. nov. Future search should focus on finer-grained insect beds to elucidate the history of small, little-known, but significant crustaceans.

© 2020 Elsevier Ltd. All rights reserved.

1. Introduction

The Amphipoda are brooding peracaridans and one of the largest orders of the Crustacea with nearly 10K described species, the great majority of which are marine or brackish, the remainder fresh water and even terrestrial (Lowry and Myers, 2017). They are almost worldwide in distribution (mainly extra-tropical) and are often significant in aquatic food webs, conveying nutrients and energy to higher trophic levels sustaining vertebrates (Vainölä et al., 2008). There is no special common name for amphipodan shrimps: some more familiar ones, like gammarids, are sometimes called sidewimmers (and scuds, USA) or sandhoppers (talitrids). The amphipod body is distinctive being segmented throughout (lacking a carapace) and usually laterally compressed, with a more or less curved or hook-like profile. Fossil amphipod crustaceans are rarely recorded (about 30 described species) and should occur back to the Carboniferous (Bousfield and Poinar, 1994), but so far only

tertiary ones have been confirmed, mainly as amber inclusions (Jażdżewski and Kupryjanowicz, 2010). This is not for lack of trying (McMenamin et al., 2013 versus; Starr et al., 2015) and their scarcity is often attributed to their fragility (thin cuticle), a familiar complaint about the insect fossil record. Here we report the first definite amphipod from the Mesozoic Era based on rock fossils associated with abundant insect remains from the Wealden Group of Southeast England of Early Cretaceous age (Hopson et al., 2008), thus extending the record of amphipods by nearly 100 Ma. The Wealden Group is essentially non-marine (Radley and Allen, 2012), so that the discovery of a *Gammarus*-like form is significant and discussed herein.

2. Geological setting

The finds are from the lower Weald Clay Formation in the English county of Surrey; they were made during processing of siltstone scour fills from mudstones below British Geological Survey beds 3/3a of late Hauterivian age at Clockhouse brickworks, near Capel (Jarzembowski, 1991; Rasnitsyn et al., 1998; Batten and Austen, 2011). Li et al. (2019: Fig. 1) give a map of the locality (National Grid Reference TQ 175385; latitude 51 deg. 8 min. N., longitude 0 deg. 19.5 min. W.) and Jarzembowski and Soszyńska-

* Corresponding author. State Key Laboratory of Palaeobiology and Stratigraphy, Nanjing Institute of Geology and Palaeontology, Chinese Academy of Sciences, Nanjing, 210008, China.

E-mail address: jarzembowski2@live.co.uk (E.A. Jarzembowski).

Maj (2018: Fig. 3) a view of the quarry pit. The Weald Clay is considered to have been deposited 130 m. y. ago (Cohen et al., 2019) in a wetland with rivers, lakes and lagoons under a Mediterranean-like climate and the remains of aquatic crustaceans occur as well as terrestrial insects (Jarzembowski, 1995; Jarzembowski et al., 2014). Thus the amphipods are associated with insect body parts and wings of beetles (e.g. *Zygadenia* Handlirsch, 1906), dragonflies (Odonata), cockroaches (Blattodea), and termites (*Valditermes* Jarzembowski, 1981), as well as other aquatic crustaceans (clam shrimps (spinicaudatans), isopods, and ostracods), plus fish and snail remains, charcoal, plant debris, and possible rootlets. The specimens are preserved with some relief as mineralised impressions (brown-weathered pyrite coating calcareous fill; Figs. S1 and S2).

3. Material and method

The material is in the Natural History Museum, London (NHMUK) specimen nos prefixed IC (NHMUK PI IC 1579-91); original field numbers are given for continuity (ex Jarzembowski coll.). The specimens were examined under a Nikon SMZ 1000 binocular microscope with camera lucida drawing tube and fibreoptic illumination. They were photographed with a Zeiss Axiocam 512 digital camera mounted on a Zeiss Stereo Discovery V16 microscope also with fibreoptic illumination and operated with Zen 2.3 pro software. Electron microscopy was undertaken using a Gemini LEO-1530VP S. E. M. Standard terminology is used with other terminology (as in cited literature) given in parenthesis. Drawings were prepared from both photographs and specimens by hand (EAJ). Drawing conventions are solid line, distinct margin; dashed line, indistinct or damaged; dotted line, extrapolated. All taxonomic acts

established in the present work have been registered in ZooBank (see new taxonomic LSIDs below) together with the electronic publication urn:lsid:zoobank.org:pub:4D453889-F93B-4FF6-8FEB-0354134F4CE8.

4. Systematic palaeontology

Class MALACOSTRACA Latreille (1802)
Subclass EUMALACOSTRACA Grobden (1892)
Superorder PERACARIDA Calman (1904)
Order AMPHIPODA Latreille (1816)
Suborder SENTICAUDATA Lowry & Myers (2013)
Superfamily GAMMAROIDEA Latreille (1802)
Family Uncertain

Collective group *Gammaroidorum* nov.

Remarks. A collective group is effectively a form genus and is treated like a natural genus but without the requirement of a type species under ICZN (1999).

urn:lsid:zoobank.org:act:29548CEC-A17C-4169-84F3-0B07C8EE0CB9.

Derivation of name. From gammaroid and latin suffix -orum; gender masculine.

Included species. *Gammaroidorum vonki* sp. nov.

Description. Gammaridean or senticaudatan amphipod with rounded head, long antennae, short accessory flagellum, broad second gnathopod, curved abdomen, and on last (third) uropod, ramus longer than peduncle with inner ramus only slightly reduced.

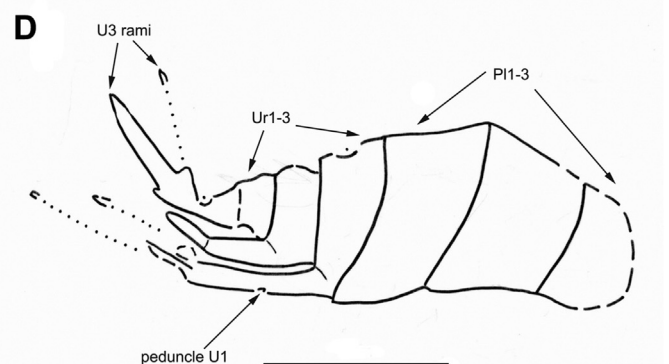
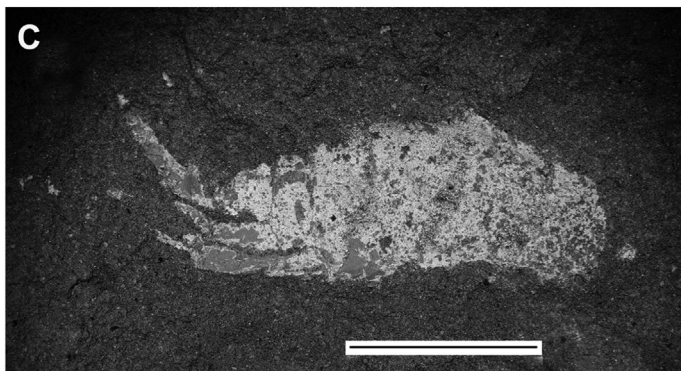
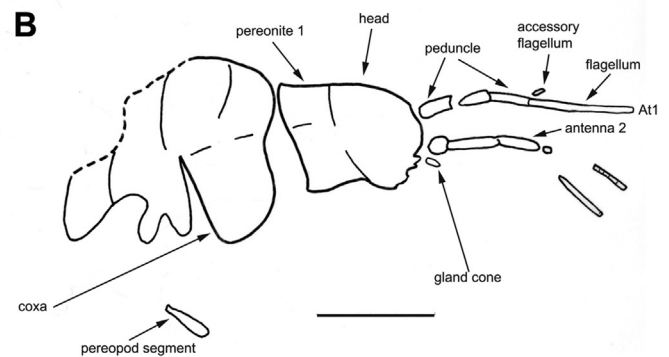
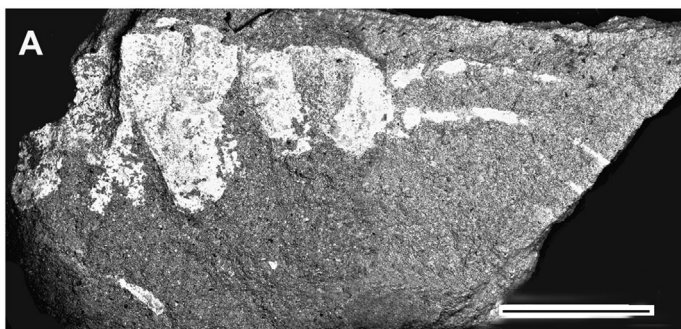


Fig. 1. *Gammaroidorum vonki* sp. nov., Clockhouse, late Hauterivian, holotype (IC CH879xii) A, S.E.M. of lateral view; B, interpretive drawing of lateral view; paratype (IC CH879liib¹) C, S.E.M. of lateral view; D, interpretive drawing of lateral view. Scale bars = 0.5 mm (A, B), 1.0 mm (C, D).

***Gammaroidorum vonki* sp. nov.**

urn:lsid:zoobank.org:act:D7629D55-E7AC-4DAE-

96B2-71C68E764875

Figs. 1A–D, 2A–D, 3

Derivation of name. After Dr Ronald Vonk (Naturalis), gender masculine.

Holotype. Forebody in lateral aspect IC CH879ii, xii.

Paratypes. Other specimens from same horizon and locality as holotype: IC CH864ixa, xiii, probably moulting as minus head and coxae; CH864r³, nearly upright body showing dorsal aspect; IC CH879liib¹, abdomen (pleon) with uropods in lateral aspect.

Other material. See [Appendix](#).

Locality and horizon. Clockhouse brickworks, Surrey, UK; lower Weald Clay Formation (mudstones below BGS beds 3/3a), upper Hauterivian.

Diagnosis. Small, comma- or hook-shaped species of *Gammaroidorum* with ramus on last (third) uropod well over 1.5 times longer than peduncle.

Description. Body curled, hook-like, 2–3.5 mm long.

Head rounded anteriorly, antenna (antennule) 1 (At1) not shortened with small accessory flagellum and peduncle with three

elongate segments (articles: A1–3) especially distal one (A3); antenna 2 (At2) not reduced with distal segments of peduncle (A3–5) discernible, three short and four and five elongate, especially 4. Gland cone present.

Thorax (seven-segmented pereon) more or less curled inwards with slightly elongate, broad, rounded coxal plates on anterior body segments (pereonites) and apparently transverse second gnathopod (G2, pincer or nipper).

Abdomen (six-segmented pleon) tapered and slightly curled outwards distally; pleosome (pleonites: pleosomites P1–3) with epimera (epimeral plates) developed; urosome (pleonites: urosomites Ur1–3) with short peduncle on third uropod (U3) and elongate rami over twice as long as peduncle with slightly reduced inner ramus; other uropods with long peduncles and rami reaching latter on U3 at about mid length; telson (T) gently pointed and reaching rami of U3.

Remarks. The forebody is only comparatively well preserved in the holotype. In the moulted paratype, G2 is only visible up to the penultimate article (propodus) and appears to emanate from pereonite 4 (not 2) but was probably originally elbowed posteriorly. The large size of G2 suggests the moult is a male.

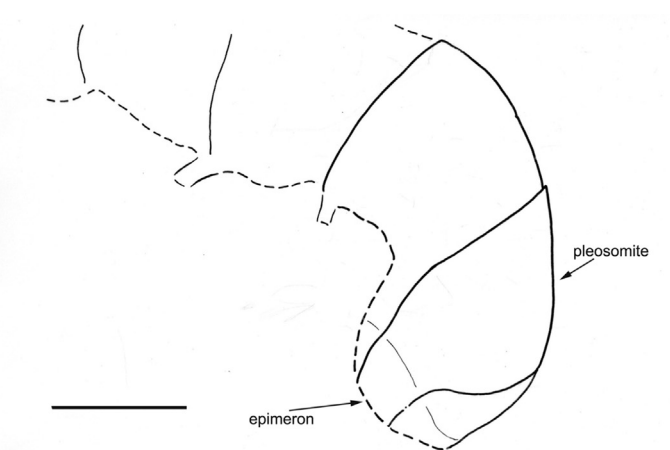

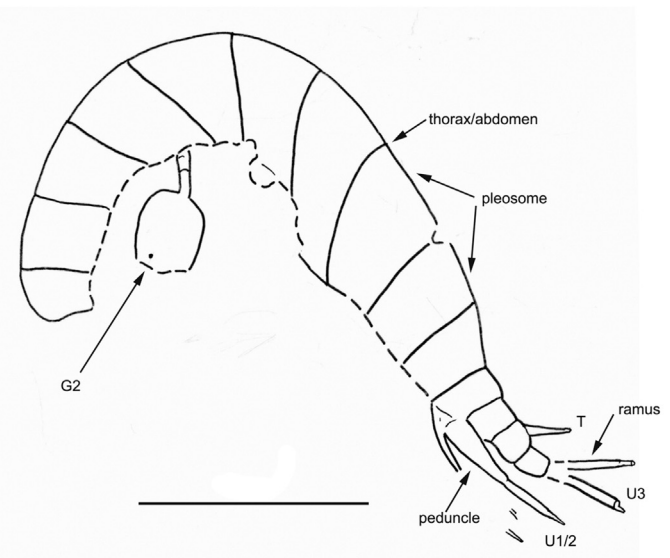
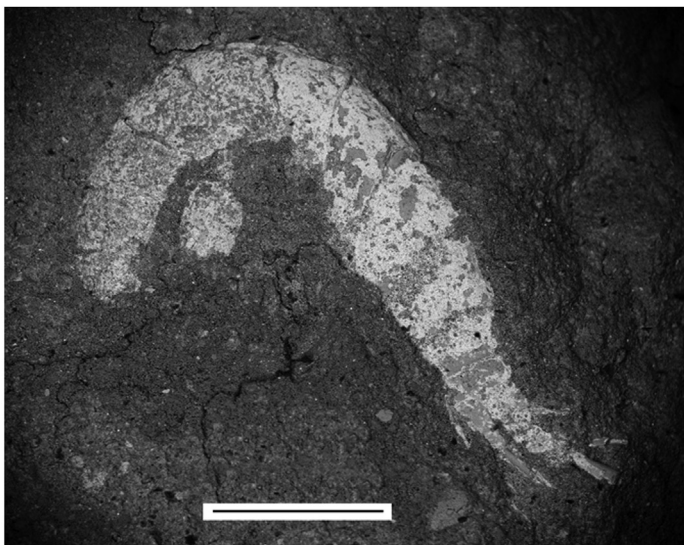


Fig. 2. *Gammaroidorum vonki* sp. nov., Clockhouse, late Hauterivian, paratype (IC CH864ixa) A, S.E.M. of lateral view; B, interpretive drawing of lateral view; paratype (IC CH864r³) C, S.E.M. of dorsal view; D, interpretive drawing of dorsal view. Scale bars = 1.0 mm (A, B), 0.5 mm (C, D).



Fig. 3. Artist's conception of a pair of *Gammaroidorum vonki* sp. nov. (B. Jarzembowski).

5. Discussion

Mesozoic tanaids and decapods have been mistaken for amphipods in the past (Vonk and Schram, 2007; Starr et al., 2015). Both, however, possess a cephalothorax or carapace, e.g. Quayle (2016), unlike the fossils described herein. Amphipods are, nevertheless, a diverse group although comparison of the Wealden species with recent non-marine forms shows that it can be excluded from the fresh water pseudogolffiellideans because they are vermiform (Lowry and Myers, 2012). The amphilocheidan amphipods include several non-marine groups with surface (epigean) as well as subterranean species. The epigeans include eusiroids, oedicerotoids, pontoporeiids, lyssianassoids and haustoriids (Väinölä et al., 2008). These, however, differ from the Wealden species in that the first three have more or less rostrate heads, the fourth has a mitten-shaped rather than transverse gnathopod 2 (and a short antenna 1), and the last have a decurved abdomen (urosome; Chapman, 2007). This leaves the largest non-marine group for comparison, the senticaudatans, especially the gammaroids and crangonyctoids, but also corophioids and talitroids, all included in this group (Väinölä et al., 2008). In contrast to the Wealden fossils, corophioids have a simple or basket-shaped gnathopod and talitroids a shortened Antenna 1. Crangonyctoids are related to but differ from gammaroids in possessing a greatly reduced (versus slightly reduced) inner ramus (endopod/endopodite) of the third uropod (U3) on the posterior end (urosome) of the abdomen (pleon; Chapman, 2007). Significantly, the inner ramus is only slightly reduced in the Wealden moult. In fact, *G. vonki* sp. nov. resembles a typical gammaroid except for lacking a subchelate gnathopod 2 and a considerably larger size (Macan,

1959: fig. 80). *Gammarus* Fabricius, 1775, however, is considered to have the most plesiomorphic amphipod body form despite being considered no older than the tertiary (Hou and Sket, 2016). Senticaudatans are, nevertheless, considered to have invaded non-marine waters by the Triassic (Lowry and Meyers, 2013). On the older (and paraphyletic) classification of marine amphipods, the Wealden fossils key out as gammaridean group iii, especially iiiie, with the rami much longer than the peduncle on U3 (Kozloff, 1996). These gammarideans include haustoriids and eusiroids discussed (and excluded) above but also the saltwater gammaroid species. We therefore place the Wealden fossils provisionally in a new collective, tentatively gammaroid, pending a family classification when finer morphological detail becomes available (such as setae to facilitate chaetotaxy which defines the Senticaudata).

The Wealden is essentially non-marine although the basin was linked to the Boreal Sea (around the now eroded uplands of Londonia) and the Tethys (via the Paris Basin), and a brackish-marine (brachyhaline) band underlies low salinity (oligohaline) strata at Clockhouse (Kilenyi and Allen, 1968). Examination of the matrix shows that *G. vonki* is not from the more saline beds there, notably lacking any shell inclusions of the characteristic and abundant cassioid gastropod found in that band. To date, however, Wealden amphipods have been found only occasionally at the type locality of *G. vonki* (Clockhouse brickworks) and a brief mesohaline interlude cannot be excluded; the wide salinity tolerances, however, of recent *Gammarus* from fully marine to freshwater (Fitter and Manuel, 1986: 226), augmented by an osmoregulatory antennal gland (see cone above), means that a freshwater interlude is equally likely. In this connection, more material of *G. vonki* showing the second

antennal article on antenna 2 (which hosts the gland) is needed. Recent *Gammarus* requires more oxygenated water than *Crangonyx* Bate, 1859 (loc. cit.: p. 227) and prefers calcareous (alkaline) streams (Whitton, 1979: 44). Radley and Allen (2012) concur with the latter as present in the Wealden on geological grounds and crangonyctoids have been excluded above from the Wealden on morphological grounds.

6. Conclusion

The first Mesozoic amphipod, *Gammaroidorum vonki*, found in the Early Cretaceous Wealden of the Weald, is morphologically somewhat similar to a diminutive recent gammaroid sideswimmer. It probably lived benthically in a non-marine environment (like a well-oxygenated, calcareous stream) with the male displaying his sizeable posterior (second) gnathopod (Hume et al., 2005). More material, however, is needed to classify the species more precisely, showing additional appendages and fine detail (such as hairs, spines, teeth and glands). *G. vonki* is a small species, but could turn up as the search continues for new insects in Wealden sideritic and phosphatic concretions as well as siltstones in which *G. vonki* was found. Our understanding of Early Cretaceous marsupial crustaceans is at an early stage and like other crustaceans, amphipods are important in the marine realm. Our find shows, however, that the non-marine realm also has a role to play and insect beds may yet prove as rewarding as crab or lobster beds in uncovering new fossil crustaceans, especially small and delicate forms that are often under-reported.

CRedit authorship contribution statement

Edmund A. Jarzembowski: Conceptualization, Investigation, Visualization, Formal analysis, Writing - original draft, Writing - review & editing, Funding acquisition. **Cédric Chény:** Investigation, Visualization. **Yan Fang:** Investigation, Visualization. **Bo Wang:** Resources, Project administration, Validation.

Acknowledgements

We thank Fred Clouter (UK) for help with imaging, two anonymous reviewers and the editors for their time and comments, and GA members for help with fieldwork, especially Richard Agar (Reading).

This research (grant numbers in parentheses) was supported by the Strategic Priority Research Program of the Chinese Academy of Sciences (XDA XDB26000000 and XDB XDA19050101), State Key Laboratory of Palaeontology & Stratigraphy (Nanjing Institute of Geology and Palaeontology, Chinese Academy of Sciences 183101), a Leverhulme Emeritus Fellowship [EAJ], and the National Natural Science Foundation of China (41622201, 41688103).

References

- Bate, C.S., 1859. On the genus *Niphargus* (Schlödte). Proceedings of the Dublin University Zoological and Botanical Association 1, 237–240.
- Batten, D.J., Austen, P.A., 2011. The Weald of south-east England. In: Batten, D.J. (Ed.), English Wealden fossils. Palaeontological Association Field Guide to Fossils, vol. 14, pp. 15–51.
- Bousfield, E.L., Poinar, G.O., 1994. A new terrestrial amphipod from Tertiary amber deposits of Chiapas Province, southern Mexico. Historical Biology 7, 105–114.
- Calman, W.T., 1904. On the classification of the Crustacea Malacostraca. Annals and Magazine of Natural History 13 (74), 144–158.
- Chapman, J.W., 2007. Amphipoda: Gammaridea. In: Carlton, J.D. (Ed.), The Light and Smith manual: intertidal invertebrates from central California to Oregon. University of California Press, Berkeley, pp. 545–611.
- Cohen, K.M., Harper, D.A.T., Gibbard, P.L., Fan, J.-X., 2019. The ICS international chronostratigraphic chart. Episodes 36, 199–204.
- Fabricius, J.C., 1775. Systema entomologiae, sistens insectorum classes, ordines, genera, species, adiectis synonymis, locis, descriptionibus, observationibus. Kortii, Flensburgi et Lipsiae 832.
- Fitter, R., Manuel, R., 1986. Collins field guide to the freshwater life of Britain and North-West Europe. Collins, London, p. 382, 332 pls.
- Grobben, C., 1892. Zur Kenntnis des Stammbaumes und des Systems der Crustaceen. Sitzungsberichte der Kaiserlichen Akademie der Wissenschaften Wien. Mathematisch-Naturwissenschaftliche Classe 101, 237–274.
- Handlirsch, A., 1906–1908. Die fossilen Insekten und die Phylogenie der Rezenten Formen. Engelmann, Leipzig, Germany ix + 1430 pp., xl + 51 pls.
- Hopson, P.M., Wilkinson, I.P., Woods, M.A., 2008. A stratigraphical framework for the Lower Cretaceous of England. Research Report RR/08/03. British Geological Survey, Keyworth, Nottingham vi + 77.
- Hou, Z., Sket, B., 2016. A review of Gammaridea (Crustacea: Amphipoda): the family extent, its evolutionary history, and taxonomic redefinition of genera. Zoological Journal of the Linnean Society 176, 323–348.
- Hume, K.O., Elwood, R.W., Dick, J.T.A., Morrison, J., 2005. Sexual dimorphism in amphipods: the role of male posterior gnathopods revealed in *Gammarus pulex*. Behavioral Ecology and Sociobiology 58 (3), 84–89.
- Jarzembowski, E.A., 1981. An early Cretaceous termite from southern England (Isoptera: Hodotermitidae). Systematic Entomology 6, 91–96.
- Jarzembowski, E.A., 1991. The Weald Clay of the Weald: report of 1988/89 field meetings. New insects from the Weald Clay of the Weald. Proceedings of the Geologists' Association 102 (2), 83–08.
- Jarzembowski, E.A., 1995. Early Cretaceous insect faunas and palaeoenvironment. Cretaceous Research 16, 681–693.
- Jarzembowski, E., Soszyńska-Maj, A., 2018. The first orthophlebiid scorpionfly (Insecta: Mecoptera) from the Wealden (Lower Cretaceous) of southern England. Earth and Environmental Science Transactions of the Royal Society of Edinburgh 1–4.
- Jarzembowski, E.A., Wang, B., Fang, Y., Zhang, H., 2014. A new aquatic crustacean (Isopoda: Cymothoidea) from the early Cretaceous of southern England and comparison with the Chinese and Iberian biotas. Proceedings of the Geologists' Association 125, 446–451. Supplementary data (3 files).
- Jązdżewski, K., Kupryjanowicz, J., 2010. One more fossil niphargid (Malacostraca: Amphipoda) from Baltic amber. Journal of Crustacean Biology 30 (3), 413–416.
- Kilenyi, T.I., Allen, N.W., 1968. Marine-brackish bands and their microfauna from the lower part of the Weald Clay of Sussex and Surrey. Palaeontology 11 (1), 141–162.
- Kozloff, E.N., 1996. Marine invertebrates of the Pacific North-West. University of Washington Press, Seattle, xi +, p. 539.
- Latreille, P.A., 1802–03. Histoire naturelle, générale et particulière des crustacés et des insectes. Dufart, Paris, p. 468.
- Latreille, P.A., 1816. Amphipoda. In: Société de Naturalistes et d'Agriculteurs. Nouveau Dictionnaire d'histoire naturelle, appliquée aux Arts, à l'Agriculture, à l'Économie rurale et domestique, à la Médecine, etc, second ed., vol. 1. Deterville, Paris, pp. 467–469.
- Li, Y., Jarzembowski, E., Chen, J., Wang, B., 2019. New Palaeontinidae (Insecta: Hemiptera) from the Lower Cretaceous of southern England. Cretaceous Research 95, 297–301.
- Lowry, J.K., Myers, A.A., 2012. New, mainly southern hemisphere, freshwater families of Amphipoda (Crustacea), together with a description of the first freshwater calliopiid, *Lutriwita bradburyi* gen. nov. et sp. nov. Zootaxa 3499, 27–45.
- Lowry, J.K., Meyers, A.A., 2013. A phylogeny and classification of the Senticaudata subord. nov. (Crustacea: Amphipoda). Zootaxa 3610 (1), 1–80.
- Lowry, J.K., Myers, A.A., 2017. A phylogeny and classification of the Amphipoda with the establishment of the new order Ingolfiellida (Crustacea: Peracarida). Zootaxa 4265 (1), 1–89.
- Macan, T.T., 1959. A guide to freshwater invertebrate animals. Longman, London x±118.
- McMenamin, M.A.S., Zapata, L.P., Hussey, M.C., 2013. A Triassic giant amphipod from Nevada, USA. Journal of Crustacean Biology 33 (6), 751–759.
- Quayle, W.J., 2016. A new fossil record of a tanaidacean (Crustacea, Peracarida) from the Eocene Barton Clay Formation of the Hampshire Basin. Bulletin of the Mizunami Fossil Museum 42, 29–37.
- Radley, J.D., Allen, P., 2012. The non-marine Lower Cretaceous Wealden strata of southern England. Proceedings of the Geologists' Association 123 (2), 235–244.
- Rasnitsyn, A.P., Jarzembowski, E.A., Ross, A.J., 1998. Wasps (Insecta: Vespida, = Hymenoptera) from the Purbeck and Wealden (Lower Cretaceous) of southern England and their biostratigraphical and palaeoenvironmental significance. Cretaceous Research 19 (3/4), 329–391.
- Starr, H.W., Hegna, T.A., McMenamin, M.A.S., 2015. Epilogue to the tale of the Triassic amphipod: Rosagammarus is a decapod tail (Luning Formation,

- Nevada). In: Geological Society of America Abstracts with Programs, Montana, 47, p. 96 (only).
- Väinölä, R., Witt, J.D.S., Grabowski, M., Bradbury, J.H., Jazdzewski, K., Sket, B., 2008. Global diversity of amphipods (Amphipoda; Crustacea) in freshwater. *Hydrobiologia* 59, 241–255.
- Vonk, R., Schram, F.R., 2007. Three new tanaid species (Crustacea, Peracarida, Tanaidacea) from the Lower Cretaceous Álava amber in northern Spain. *Journal of Paleontology* 81 (6), 1502–1509.

- Whitton, B., 1979. Rivers, lakes and marshes. Hodder and Stoughton, London, p. 224.

Appendix A. Supplementary data

Supplementary data to this article can be found online at <https://doi.org/10.1016/j.cretres.2020.104429>.